








Features :

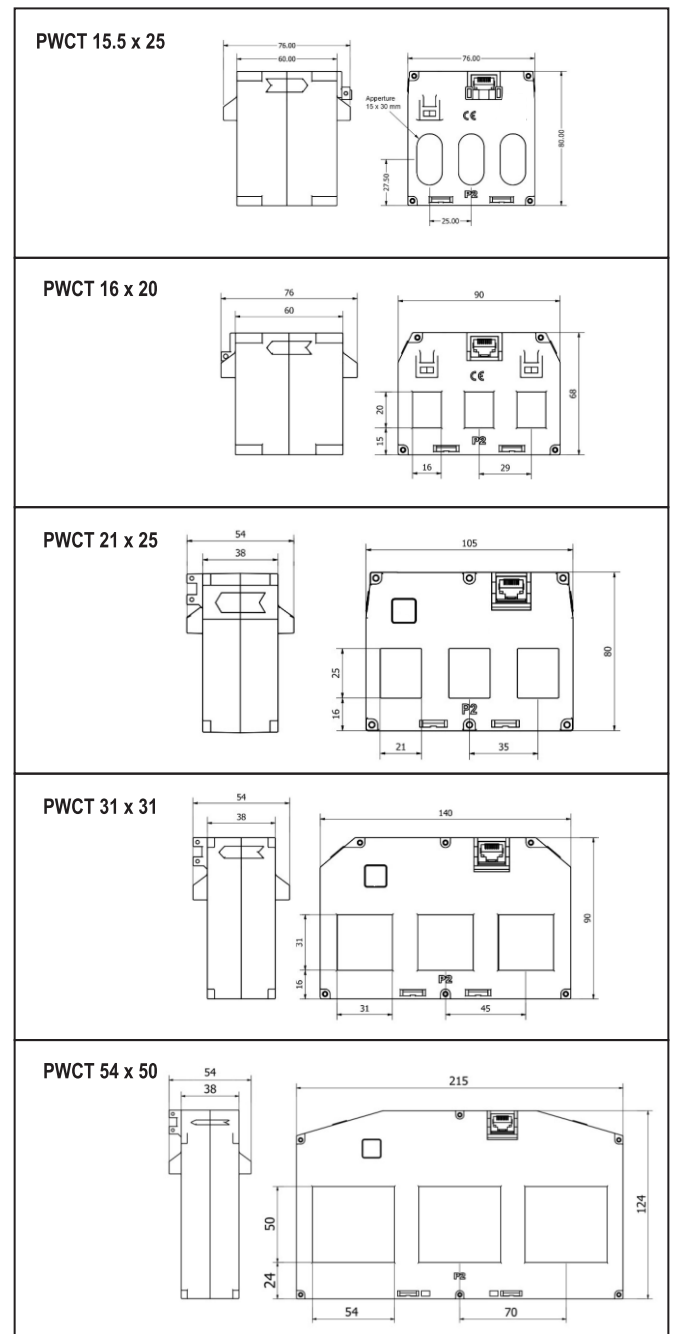
- RJ45 connector, 330mV output
- Safe to leave transformers on load with output disconnected
- Foot, busbar or DIN rail mounting
- Fits standard moulded circuit breaker frame sizes
- Available in 21 x 25mm, 31 x 31mm, 54 x 50mm apertures
*Available in 15.5 x 25mm, 16 x 20mm on request

Certification : **CE**



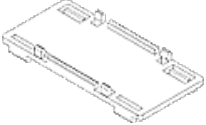



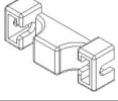

PWCT Series

Model	Product Code	Primary	Output
 * Available on special request	PWCT-15.5/25-60A/330mV	60A	330mV
	PWCT-15.5/25-100A/330mV	100A	330mV
	PWCT-15.5/25-125A/330mV	125A	330mV
	PWCT-15.5/25-150A/330mV	150A	330mV
	PWCT-15.5/25-160A/330mV	160A	330mV
 * Available on special request	PWCT-16/20-60A/330mV	60A	330mV
	PWCT-16/20-100A/330mV	100A	330mV
	PWCT-16/20-125A/330mV	125A	330mV
	PWCT-16/20-150A/330mV	150A	330mV
	PWCT-16/20-160A/330mV	160A	330mV
	PWCT-21/25-60A/330mV	60A	330mV
	PWCT-21/25-100A/330mV	100A	330mV
	PWCT-21/25-125A/330mV	125A	330mV
	PWCT-21/25-150A/330mV	150A	330mV
	PWCT-21/25-160A/330mV	160A	330mV
	PWCT-21/25-200A/330mV	200A	330mV
	PWCT-31/31-250A/330mV	250A	330mV
	PWCT-31/31-300A/330mV	300A	330mV
	PWCT-31/31-400A/330mV	400A	330mV
	PWCT-31/31-500A/330mV	500A	330mV
	PWCT-31/31-600A/330mV	600A	330mV
	PWCT-31/31-630A/330mV	630A	330mV
	PWCT-54/50-800A/330mV	800A	330mV
	PWCT-54/50-1000A/330mV	1000A	330mV
	PWCT-54/50-1250A/330mV	1250A	330mV
	PWCT-54/50-1600A/330mV	1600A	330mV

Dimensions (All are in mm)



ESSENTIAL PWCT ACCESSORIES

	Current Transformer	1
	Foot Mount Bracket	4
	DIN Rail Mounting Bracket	1
	Screw M4 x 50mm	3
	Nut M4	3
	Busbar Insulator	3
	Sealable RJ Cable Cover	1
	Installation Guide	

SPECIFICATIONS

Accuracy Class	Class 1 to IEC/ EN60044-8 & IEC/EN61869-2
Frequency range (f ^R)	47 ...63 Hz
Highest Voltage (Um)	0.72 kV r.m.s.
Rated continuous overcurrent	1.2 x rated current
Rated short time thermal current (I _{th})	<60 I _n / 1 second
Rated dynamic current (I _{dyn})	2.5 I _{th}
Rated secondary burden	>5 k
Rated insulation level	3kV r.m.s. 50 Hz / 1min
Operating temperature range	-25 C ...40 C
Storage temperature range	-40 C ...85 C
Relative humidity	85% non-condensing
IP rating	Housing : IP40 , Terminal : IP20
Housing material	Self - extinguishing polycarbonate
Altitude of operation	2000m



Developed and manufactured in accordance with the applicable EU regulations EN61010 and low voltage directive 2014/35/EU.

RoHS
COMPLIANT

PLUG-N-WIRE ACCESSORIES



RJ45 Connector to carry 330mv

Order code:
ACH-003




Power Cable

Order code:
1mtr: PWCBL_CON-F-1
3mtr: PWCBL_CON-F-3



Daisy Chain Connector

Order code:
1 mtr - PWCBL_CON-M/F-1
3 mtr - PWCBL_CON-M/F-3



Connector

Order code:
PWCON-Male
PWCON-Female